


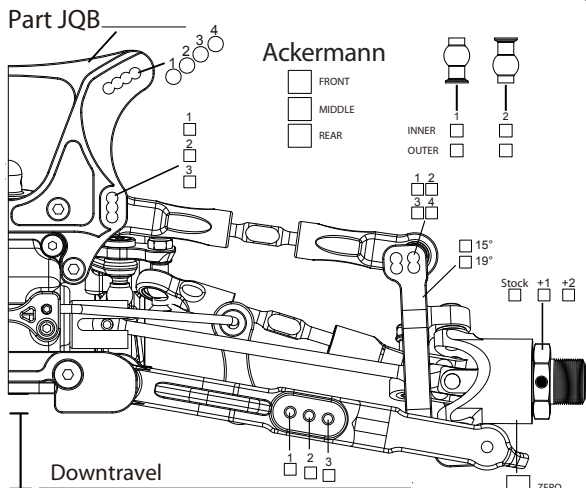


Name \_\_\_\_\_  
 Date \_\_\_\_\_  
 Track \_\_\_\_\_  
 Weather & Temp \_\_\_\_\_  
 Driver Mood \_\_\_\_\_

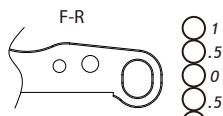
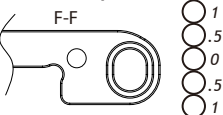
- Tight**    **Low Grip**
- Medium**    **Medium Grip**
- Open**    **High Grip**
- Smooth**    **Dusty**
- Rough**    **BlueGroove**



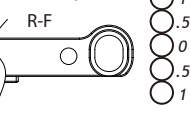
### FRONT



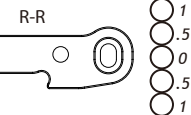
### Kick-up



### Antisquat

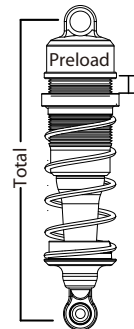


### Toe-in



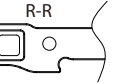
- ZERO
- KPI#1
- HIGH
- STOCK

- 2.5
- 2.75
- 3
- 3.25



- R-F
- +2 HIGH
  - LOW
- R-R
- +2 HIGH
  - LOW

### Toe-in

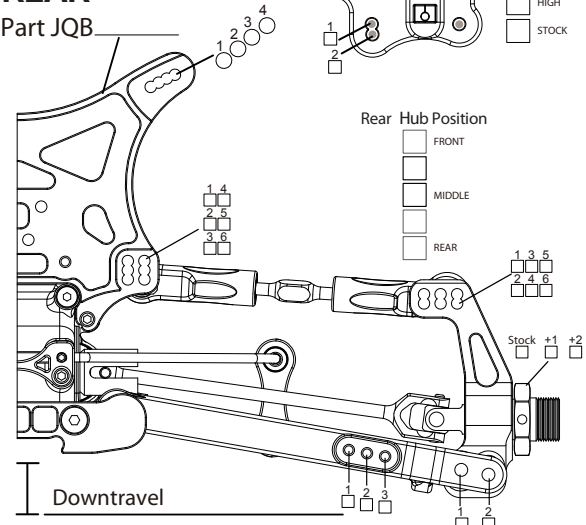


### DEGREES

|   |     |   |     |   |     |
|---|-----|---|-----|---|-----|
|   | 3.5 | 3 | 2.5 | 2 | 1.5 |
| ○ | ○   | ○ | ○   | ○ | ○   |
| ○ | ○   | ○ | ○   | ○ | ○   |
| ○ | ○   | ○ | ○   | ○ | ○   |
| ○ | ○   | ○ | ○   | ○ | ○   |
| ○ | ○   | ○ | ○   | ○ | ○   |

|   |   |   |   |   |   |
|---|---|---|---|---|---|
| ○ | ○ | ○ | ○ | ○ | ○ |
| ○ | ○ | ○ | ○ | ○ | ○ |
| ○ | ○ | ○ | ○ | ○ | ○ |
| ○ | ○ | ○ | ○ | ○ | ○ |
| ○ | ○ | ○ | ○ | ○ | ○ |
| ○ | ○ | ○ | ○ | ○ | ○ |

### REAR



- Chassis
- 3mm
  - 4mm

Part JQB \_\_\_\_\_

Car Weight



Engine

Plug

Fuel

Pipe

Clutch

Clutch Spring

|                           | FRONT      | REAR       |
|---------------------------|------------|------------|
| <b>*</b>                  |            |            |
| Ride Height               |            |            |
| Downtravel With Tyres     |            |            |
| Swaybar                   |            |            |
| Brake Balance             | %          | %          |
| Camber                    | Length: mm | Length: mm |
|                           | Degree:    | Degree:    |
| Steering Link / Front Toe | Length: mm |            |
|                           | Degree:    |            |

### SHOCKS

|                |             |             |
|----------------|-------------|-------------|
| Oil wt / Brand |             |             |
| Piston         |             |             |
| Spring         | Preload: mm | Preload: mm |
|                | Total: mm   | Total: mm   |
| Rebound        |             |             |

### TYRES

|                 |  |          |
|-----------------|--|----------|
| Tread / Brand   |  |          |
| Compound        |  |          |
| Insert          |  |          |
| Wheel           |  |          |
| Tyre Set Weight |  | <b>g</b> |

### DIFFS

|                          | FRONT | CENTER | REAR |
|--------------------------|-------|--------|------|
| Oil wt / Brand           |       |        |      |
| Gear ratio (main/pinion) |       |        |      |

### NOTES

|                     |
|---------------------|
| Best Lapt ime       |
| Runtime             |
| Best result         |
| Qualifying Position |
| Final Position      |

