


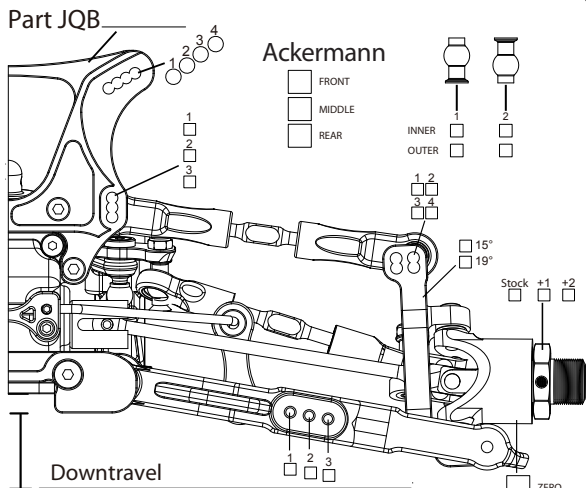


Name \_\_\_\_\_  
 Date \_\_\_\_\_  
 Track \_\_\_\_\_  
 Weather & Temp \_\_\_\_\_  
 Driver Mood \_\_\_\_\_

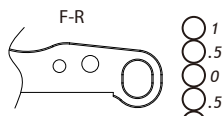
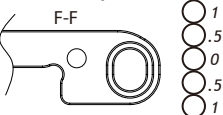
- Tight**    **Low Grip**
- Medium**    **Medium Grip**
- Open**    **High Grip**
- Smooth**    **Dusty**
- Rough**    **BlueGroove**



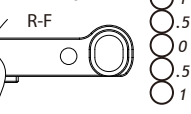
### FRONT



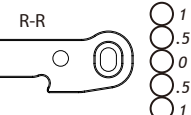
### Kick-up



### Antisquat

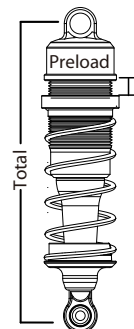


### Toe-in



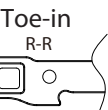
- ZERO
- KPI#1
- HIGH
- STOCK

- 2.5
- 2.75
- 3
- 3.25



- R-F
- +2 HIGH
  - LOW

- R-R
- +2 HIGH
  - LOW



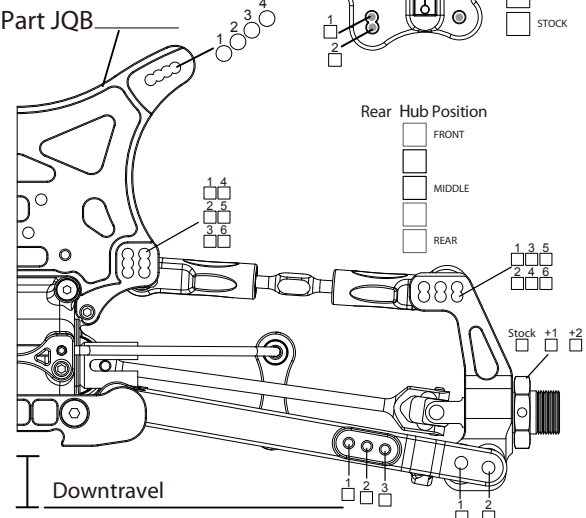
Right

### DEGREES

	3.5	3	2.5	2	1.5
○	○	○	○	○	○
○	○	○	○	○	○
○	○	○	○	○	○
○	○	○	○	○	○
○	○	○	○	○	○

○	○	○	○	○	○
○	○	○	○	○	○
○	○	○	○	○	○
○	○	○	○	○	○
○	○	○	○	○	○
○	○	○	○	○	○

### REAR



- Chassis
- 3mm
  - 4mm

Part JQB \_\_\_\_\_

Car Weight



Engine	Plug	Fuel
Pipe	Clutch	Clutch Spring

### NOTES

Best Lapt ime
Runtime
Best result
Qualifying Position
Final Position

	FRONT	REAR
<b>*</b>		
Ride Height		
Downtravel With Tyres		
Swaybar		
Brake Balance	%	%
Camber	Length: mm Degree:	Length: mm Degree:
Steering Link / Front Toe	Length: mm Degree:	

SHOCKS		
Oil wt / Brand		
Piston		
Spring		
Length	Preload: mm	Preload: mm
	Total: mm	Total: mm
Rebound		

TYRES		
Tread / Brand		
Compound		
Insert		
Wheel		
Tyre Set Weight		<b>g</b>

	FRONT	CENTER	REAR
Oil wt / Brand			
Gear ratio (main/pinion)			